

TITLE PAGE

TABLE OF CONTENTS

EXAMPLES 1-9. 1



Artificial Harmonic...
A.H.-----

ARTIFICIAL HARMONIC
PINCH HARMONIC
W / THUMB

Natural Harmonic...
N.H.-----

NATURAL HARMONIC
TOUCH STRING AT
SPECIFIED FRET

VIBRATO
GENTLY BEND
THE STRING UP
AND BACK

H

HAMMERON
STRIKE THE 1ST
NOTE FRET THE NEXT
WITHOUT PICKING

P

PULLOFF
STRIKE THE 1ST
NOTE PULL FINGER
OFF TO THE NEXT

BAR

DIVE BAR
STRIKE THE NOTE
PUSH THE WHAMMY
BAR DOWN

BAR

PULL BAR
STRIKE THE NOTE
PULL THE WHAMMY
BAR UP

BAR

BAR VIBRATO
USE THE BAR
TO VIBRATO

H H P

RIGHT HAND HAMMER
USE RIGHT HAND FINGER
TO HAMMER THE
CIRCLED NOTE

TAP

TAP
FRET THE NOTE
AND TAP AT THE
CIRCLED FRET

9x

TIMES BRACKET
REPEAT THE NOTE
SET THE DESIGNATED
TIMES

SL

SLIDE
SLIDE EITHER UP
OR DOWN FROM THE
1ST FRET TO THE NEXT

full

BEND EITHER 1/4
FULL (1STEP)
OR 1-1/2
OR 2 STEPS

full

BEND RELEASE
BEND UP THEN
LET DOWN THE
DESIGNATED AMOUNT

full

BEND VIBRATO
BEND UP THE
DESIGNATED AMOUNT
THEN VIBRATO

full

BEND RELEASE VIBRATO
BEND THE
DESIGNATED AMOUNT
RELEASE VIBRATO

USE BAR
USE BAR TO
BEND NOTES

P-SL

PICK SLIDE
SCRAPE PICK
EITHER UP
OR DOWN STRINGS

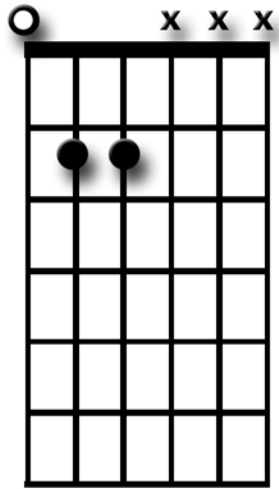
trill

TRILL
RAPIDLY HAMMER
AND PULLOFF
THE TWO NOTES

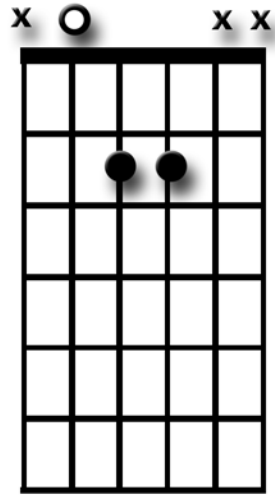
SCRAPE

SCRAPES
MUTE THE STRINGS
AND RAKE THEM
WITH THE PICK

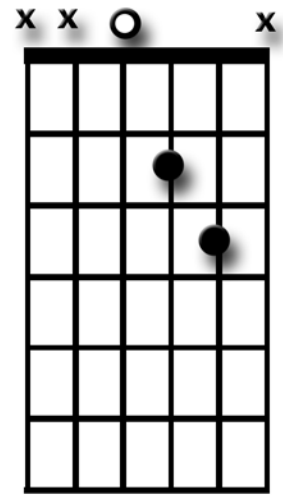
EX.1 E5




EX.2 A5



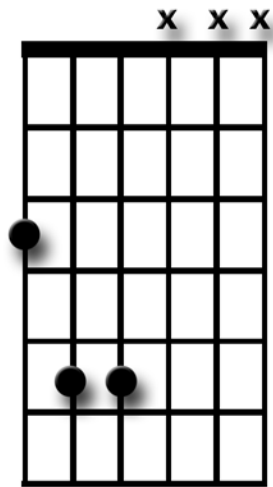
EX.3 D5



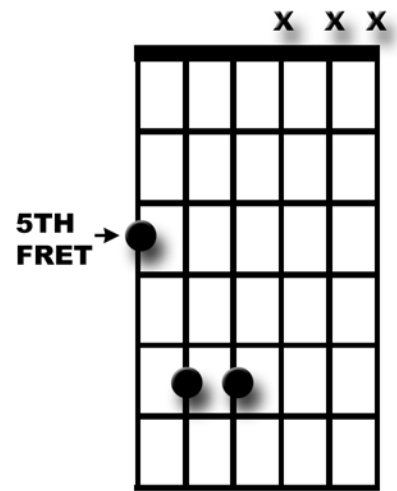
EX.4 F5




EX.5 G5



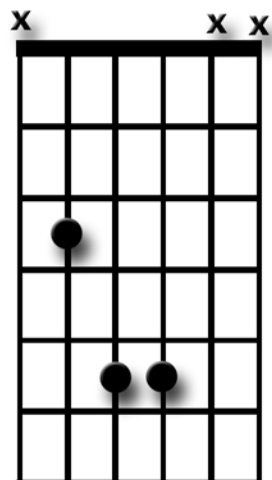
EX.6 A5



EX.7 B5



EX.8 C5



EX.9 D5

